

Please check the examination details below before entering your candidate information

Candidate surname

Other names

Pearson Edexcel
Level 3 GCE

Centre Number

--	--	--	--	--

Candidate Number

--	--	--	--

Monday 19 October 2020

Afternoon

Paper Reference **9MA0/31**

Mathematics

Advanced

Paper 31: Statistics

You must have:

Mathematical Formulae and Statistical Tables (Green), calculator

Total Marks

Candidates may use any calculator allowed by Pearson regulations. Calculators must not have the facility for symbolic algebra manipulation, differentiation and integration, or have retrievable mathematical formulae stored in them.

Instructions

- Use **black** ink or ball-point pen.
- If pencil is used for diagrams/sketches/graphs it must be dark (HB or B).
- **Fill in the boxes** at the top of this page with your name, centre number and candidate number.
- Answer **all** questions and ensure that your answers to parts of questions are clearly labelled.
- Answer the questions in the spaces provided
– *there may be more space than you need.*
- You should show sufficient working to make your methods clear. Answers without working may not gain full credit.
- Values from statistical tables should be quoted in full. If a calculator is used instead of tables the value should be given to an equivalent degree of accuracy.
- Inexact answers should be given to three significant figures unless otherwise stated.

Information

- A booklet 'Mathematical Formulae and Statistical Tables' is provided.
- The total mark for this part of the examination is 50. There are 5 questions.
- The marks for **each** question are shown in brackets
– *use this as a guide as to how much time to spend on each question.*

Advice

- Read each question carefully before you start to answer it.
- Try to answer every question.
- Check your answers if you have time at the end.

Turn over ►

P66788A

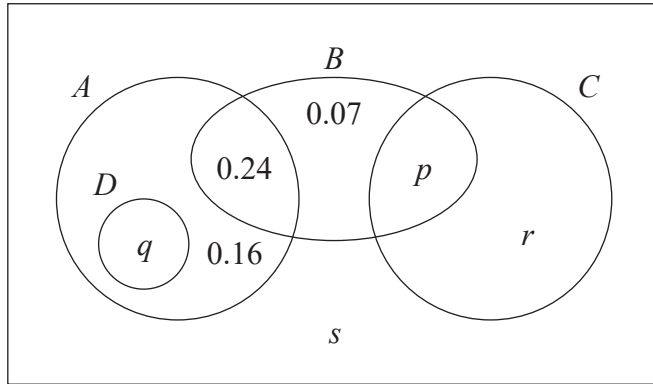
©2020 Pearson Education Ltd.

1/1/1/1/1/



Pearson

1. The Venn diagram shows the probabilities associated with four events, A , B , C and D



DO NOT WRITE IN THIS AREA

DO NOT WRITE IN THIS AREA

DO NOT WRITE IN THIS AREA

(a) Write down any pair of mutually exclusive events from A , B , C and D (1)

Given that $P(B) = 0.4$

(b) find the value of p (1)

Given also that A and B are independent

(c) find the value of q (2)

Given further that $P(B'|C) = 0.64$

(d) find (4)

(i) the value of r

(ii) the value of s



2. A random sample of 15 days is taken from the large data set for Perth in June and July 1987. The scatter diagram in Figure 1 displays the values of two of the variables for these 15 days.

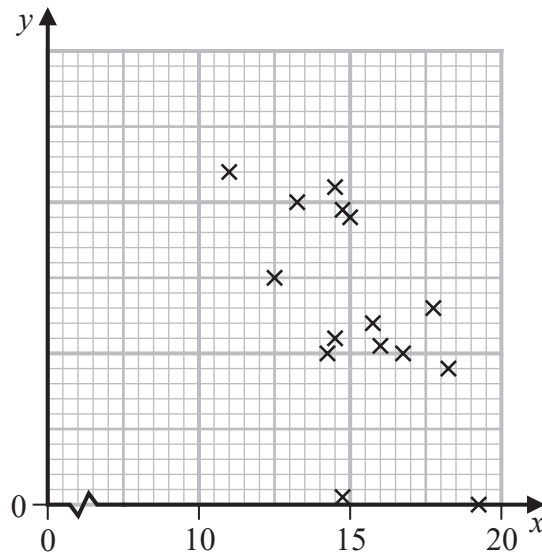


Figure 1

- (a) Describe the correlation.

(1)

The variable on the x -axis is Daily Mean Temperature measured in $^{\circ}\text{C}$.

- (b) Using your knowledge of the large data set,

- (i) suggest which variable is on the y -axis,
- (ii) state the units that are used in the large data set for this variable.

(2)

Stav believes that there is a correlation between Daily Total Sunshine and Daily Maximum Relative Humidity at Heathrow.

He calculates the product moment correlation coefficient between these two variables for a random sample of 30 days and obtains $r = -0.377$

- (c) Carry out a suitable test to investigate Stav's belief at a 5% level of significance. State clearly

- your hypotheses
- your critical value

(3)

On a random day at Heathrow the Daily Maximum Relative Humidity was 97%

- (d) Comment on the number of hours of sunshine you would expect on that day, giving a reason for your answer.

(1)

DO NOT WRITE IN THIS AREA

DO NOT WRITE IN THIS AREA

DO NOT WRITE IN THIS AREA



Question 2 continued

DO NOT WRITE IN THIS AREA

DO NOT WRITE IN THIS AREA

DO NOT WRITE IN THIS AREA



Question 2 continued

DO NOT WRITE IN THIS AREA

DO NOT WRITE IN THIS AREA

DO NOT WRITE IN THIS AREA

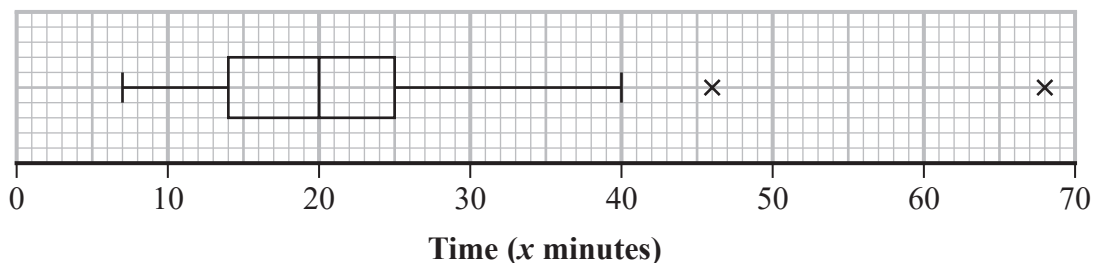
(Total for Question 2 is 7 marks)



3. Each member of a group of 27 people was timed when completing a puzzle.

The time taken, x minutes, for each member of the group was recorded.

These times are summarised in the following box and whisker plot.



(a) Find the range of the times. (1)

(b) Find the interquartile range of the times. (1)

For these 27 people $\sum x = 607.5$ and $\sum x^2 = 17\,623.25$

(c) calculate the mean time taken to complete the puzzle, (1)

(d) calculate the standard deviation of the times taken to complete the puzzle. (2)

Taruni defines an outlier as a value more than 3 standard deviations above the mean.

(e) State how many outliers Taruni would say there are in these data, giving a reason for your answer. (1)

Adam and Beth also completed the puzzle in a minutes and b minutes respectively, where $a > b$.

When their times are included with the data of the other 27 people

- the median time increases
- the mean time does not change

(f) Suggest a possible value for a and a possible value for b , explaining how your values satisfy the above conditions. (3)

(g) Without carrying out any further calculations, explain why the standard deviation of all 29 times will be lower than your answer to part (d). (1)



Question 3 continued

Lined writing area for the question response.

DO NOT WRITE IN THIS AREA

DO NOT WRITE IN THIS AREA

DO NOT WRITE IN THIS AREA



P 6 6 7 8 8 A 0 9 2 0

Question 3 continued

DO NOT WRITE IN THIS AREA

DO NOT WRITE IN THIS AREA

DO NOT WRITE IN THIS AREA

(Total for Question 3 is 10 marks)



4. The discrete random variable D has the following probability distribution

d	10	20	30	40	50
$P(D = d)$	$\frac{k}{10}$	$\frac{k}{20}$	$\frac{k}{30}$	$\frac{k}{40}$	$\frac{k}{50}$

where k is a constant.

(a) Show that the value of k is $\frac{600}{137}$ (2)

The random variables D_1 and D_2 are independent and each have the same distribution as D .

(b) Find $P(D_1 + D_2 = 80)$
Give your answer to 3 significant figures. (3)

A single observation of D is made.

The value obtained, d , is the common difference of an arithmetic sequence.

The first 4 terms of this arithmetic sequence are the angles, measured in degrees, of quadrilateral Q

(c) Find the exact probability that the smallest angle of Q is more than 50° (5)



Question 4 continued

DO NOT WRITE IN THIS AREA

DO NOT WRITE IN THIS AREA

DO NOT WRITE IN THIS AREA



5. A health centre claims that the time a doctor spends with a patient can be modelled by a normal distribution with a mean of 10 minutes and a standard deviation of 4 minutes.

- (a) Using this model, find the probability that the time spent with a randomly selected patient is more than 15 minutes. (1)

Some patients complain that the mean time the doctor spends with a patient is more than 10 minutes.

The receptionist takes a random sample of 20 patients and finds that the mean time the doctor spends with a patient is 11.5 minutes.

- (b) Stating your hypotheses clearly and using a 5% significance level, test whether or not there is evidence to support the patients' complaint. (4)

The health centre also claims that the time a dentist spends with a patient during a routine appointment, T minutes, can be modelled by the normal distribution where $T \sim N(5, 3.5^2)$

(c) Using this model,

- (i) find the probability that a routine appointment with the dentist takes less than 2 minutes (1)

- (ii) find $P(T < 2 \mid T > 0)$ (3)

- (iii) hence explain why this normal distribution may not be a good model for T . (1)

The dentist believes that she cannot complete a routine appointment in less than 2 minutes.

She suggests that the health centre should use a refined model only including values of $T > 2$

- (d) Find the median time for a routine appointment using this new model, giving your answer correct to one decimal place. (5)



Question 5 continued

DO NOT WRITE IN THIS AREA

DO NOT WRITE IN THIS AREA

DO NOT WRITE IN THIS AREA

Lined writing area consisting of 30 horizontal lines.



Question 5 continued

DO NOT WRITE IN THIS AREA

DO NOT WRITE IN THIS AREA

DO NOT WRITE IN THIS AREA



Question 5 continued

DO NOT WRITE IN THIS AREA

DO NOT WRITE IN THIS AREA

DO NOT WRITE IN THIS AREA

Lined area for writing answers.



Question 5 continued

DO NOT WRITE IN THIS AREA

DO NOT WRITE IN THIS AREA

DO NOT WRITE IN THIS AREA

(Total for Question 5 is 15 marks)

TOTAL FOR STATISTICS IS 50 MARKS



Please check the examination details below before entering your candidate information

Candidate surname

Other names

Pearson Edexcel
Level 3 GCE

Centre Number

--	--	--	--	--

Candidate Number

--	--	--	--	--

Monday 19 October 2020

Afternoon

Paper Reference **9MA0/32**

Mathematics

Advanced

Paper 32: Mechanics

You must have:

Mathematical Formulae and Statistical Tables (Green), calculator

Total Marks

Candidates may use any calculator allowed by Pearson regulations. Calculators must not have the facility for symbolic algebra manipulation, differentiation and integration, or have retrievable mathematical formulae stored in them.

Instructions

- Use **black** ink or ball-point pen.
- If pencil is used for diagrams/sketches/graphs it must be dark (HB or B).
- **Fill in the boxes** at the top of this page with your name, centre number and candidate number.
- Answer **all** questions and ensure that your answers to parts of questions are clearly labelled.
- Answer the questions in the spaces provided
– *there may be more space than you need.*
- You should show sufficient working to make your methods clear. Answers without working may not gain full credit.
- Unless otherwise indicated, whenever a value of g is required, take $g = 9.8 \text{ m s}^{-2}$ and give your answer to either 2 significant figures or 3 significant figures.

Information

- A booklet 'Mathematical Formulae and Statistical Tables' is provided.
- The total mark for this part of the examination is 50. There are 5 questions.
- The marks for **each** question are shown in brackets
– *use this as a guide as to how much time to spend on each question.*

Advice

- Read each question carefully before you start to answer it.
- Try to answer every question.
- Check your answers if you have time at the end.

Turn over ►

P66789A

©2020 Pearson Education Ltd.

1/1/1/1/1/1/



Pearson

DO NOT WRITE IN THIS AREA

DO NOT WRITE IN THIS AREA

DO NOT WRITE IN THIS AREA

1. A rough plane is inclined to the horizontal at an angle α , where $\tan \alpha = \frac{3}{4}$

A brick P of mass m is placed on the plane.

The coefficient of friction between P and the plane is μ

Brick P is in equilibrium and on the point of sliding down the plane.

Brick P is modelled as a particle.

Using the model,

- (a) find, in terms of m and g , the magnitude of the normal reaction of the plane on brick P (2)

- (b) show that $\mu = \frac{3}{4}$ (4)

For parts (c) and (d), you are not required to do any further calculations.

Brick P is now removed from the plane and a much heavier brick Q is placed on the plane.

The coefficient of friction between Q and the plane is also $\frac{3}{4}$

- (c) Explain briefly why brick Q will remain at rest on the plane. (1)

Brick Q is now projected with speed 0.5 m s^{-1} down a line of greatest slope of the plane.

Brick Q is modelled as a particle.

Using the model,

- (d) describe the motion of brick Q , giving a reason for your answer. (2)



Question 1 continued

DO NOT WRITE IN THIS AREA

DO NOT WRITE IN THIS AREA

DO NOT WRITE IN THIS AREA

Lined writing area for the answer to Question 1.



Question 1 continued

DO NOT WRITE IN THIS AREA

DO NOT WRITE IN THIS AREA

DO NOT WRITE IN THIS AREA

Lined writing area for the answer.

(Total for Question 1 is 9 marks)



P 6 6 7 8 9 A 0 5 2 0

2. A particle P moves with acceleration $(4\mathbf{i} - 5\mathbf{j})\text{ms}^{-2}$

At time $t = 0$, P is moving with velocity $(-2\mathbf{i} + 2\mathbf{j})\text{ms}^{-1}$

(a) Find the velocity of P at time $t = 2$ seconds. (2)

At time $t = 0$, P passes through the origin O .

At time $t = T$ seconds, where $T > 0$, the particle P passes through the point A .

The position vector of A is $(\lambda\mathbf{i} - 4.5\mathbf{j})\text{m}$ relative to O , where λ is a constant.

(b) Find the value of T . (4)

(c) Hence find the value of λ . (2)

DO NOT WRITE IN THIS AREA

DO NOT WRITE IN THIS AREA

DO NOT WRITE IN THIS AREA



Question 2 continued

DO NOT WRITE IN THIS AREA

DO NOT WRITE IN THIS AREA

DO NOT WRITE IN THIS AREA

Lined writing area for the answer to Question 2.

(Total for Question 2 is 8 marks)



DO NOT WRITE IN THIS AREA

DO NOT WRITE IN THIS AREA

DO NOT WRITE IN THIS AREA

3. (i) At time t seconds, where $t \geq 0$, a particle P moves so that its acceleration $\mathbf{a} \text{ ms}^{-2}$ is given by

$$\mathbf{a} = (1 - 4t)\mathbf{i} + (3 - t^2)\mathbf{j}$$

At the instant when $t = 0$, the velocity of P is $36\mathbf{i} \text{ ms}^{-1}$

- (a) Find the velocity of P when $t = 4$ (3)

 - (b) Find the value of t at the instant when P is moving in a direction perpendicular to \mathbf{i} (3)
- (ii) At time t seconds, where $t \geq 0$, a particle Q moves so that its position vector \mathbf{r} metres, relative to a fixed origin O , is given by

$$\mathbf{r} = (t^2 - t)\mathbf{i} + 3t\mathbf{j}$$

Find the value of t at the instant when the speed of Q is 5 ms^{-1} (6)



Question 3 continued

DO NOT WRITE IN THIS AREA

DO NOT WRITE IN THIS AREA

DO NOT WRITE IN THIS AREA

Lined writing area for the answer.



DO NOT WRITE IN THIS AREA

DO NOT WRITE IN THIS AREA

DO NOT WRITE IN THIS AREA

Question 3 continued

(Total for Question 3 is 12 marks)



4.

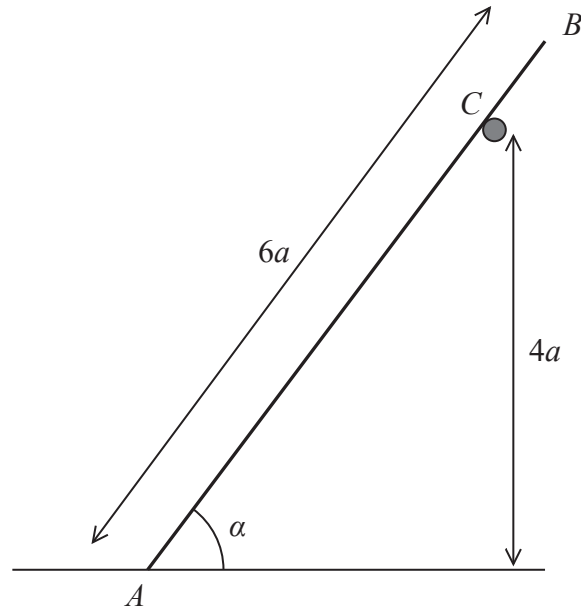


Figure 1

A ladder AB has mass M and length $6a$.

The end A of the ladder is on rough horizontal ground.

The ladder rests against a fixed smooth horizontal rail at the point C .

The point C is at a vertical height $4a$ above the ground.

The vertical plane containing AB is perpendicular to the rail.

The ladder is inclined to the horizontal at an angle α , where $\sin \alpha = \frac{4}{5}$, as shown in Figure 1.

The coefficient of friction between the ladder and the ground is μ .

The ladder rests in limiting equilibrium.

The ladder is modelled as a uniform rod.

Using the model,

(a) show that the magnitude of the force exerted on the ladder by the rail at C is $\frac{9Mg}{25}$ (3)

(b) Hence, or otherwise, find the value of μ . (7)

DO NOT WRITE IN THIS AREA

DO NOT WRITE IN THIS AREA

DO NOT WRITE IN THIS AREA



Question 4 continued

DO NOT WRITE IN THIS AREA

DO NOT WRITE IN THIS AREA

DO NOT WRITE IN THIS AREA

(Total for Question 4 is 10 marks)



5.

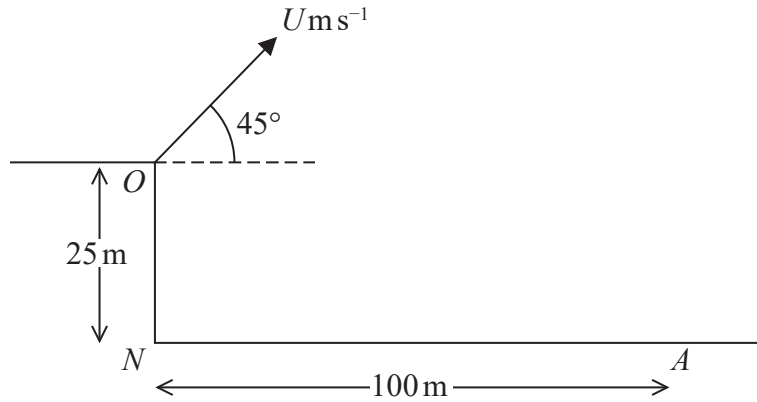


Figure 2

A small ball is projected with speed $U \text{ m s}^{-1}$ from a point O at the top of a vertical cliff.

The point O is 25 m vertically above the point N which is on horizontal ground.

The ball is projected at an angle of 45° above the horizontal.

The ball hits the ground at a point A , where $AN = 100 \text{ m}$, as shown in Figure 2.

The motion of the ball is modelled as that of a particle moving freely under gravity.

Using this initial model,

- (a) show that $U = 28$ (6)
- (b) find the greatest height of the ball above the horizontal ground NA . (3)

In a refinement to the model of the motion of the ball from O to A , the effect of air resistance is included.

This refined model is used to find a new value of U .

- (c) How would this new value of U compare with 28, the value given in part (a)? (1)
- (d) State one further refinement to the model that would make the model more realistic. (1)

DO NOT WRITE IN THIS AREA

DO NOT WRITE IN THIS AREA

DO NOT WRITE IN THIS AREA



Question 5 continued

DO NOT WRITE IN THIS AREA

DO NOT WRITE IN THIS AREA

DO NOT WRITE IN THIS AREA

Lined writing area for the answer.



Question 5 continued

DO NOT WRITE IN THIS AREA

DO NOT WRITE IN THIS AREA

DO NOT WRITE IN THIS AREA



