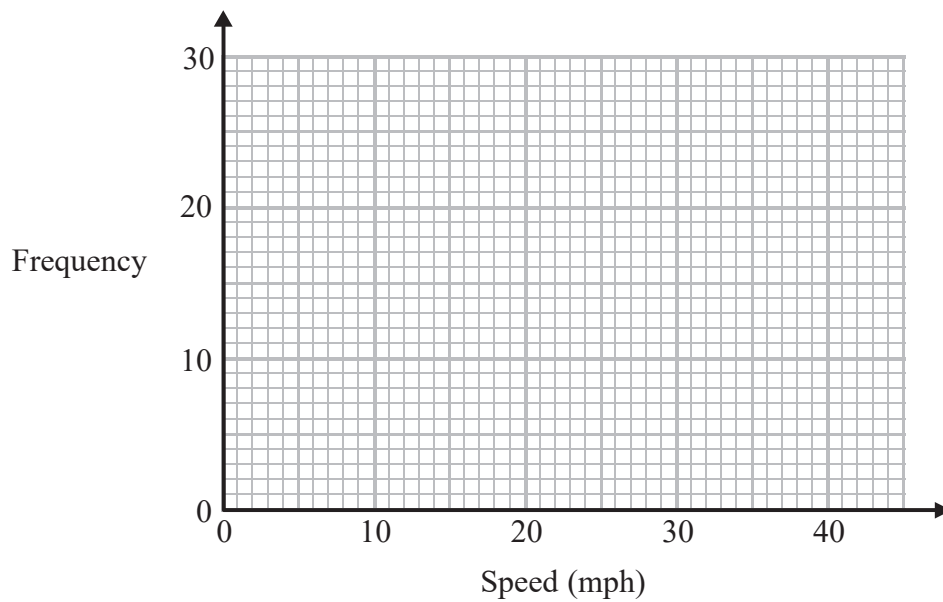


1 The table gives information about the speeds of 70 cars.

Speed (s mph)	Frequency
$0 < s \leq 10$	14
$10 < s \leq 20$	18
$20 < s \leq 30$	26
$30 < s \leq 40$	12

Draw a frequency polygon for this information.

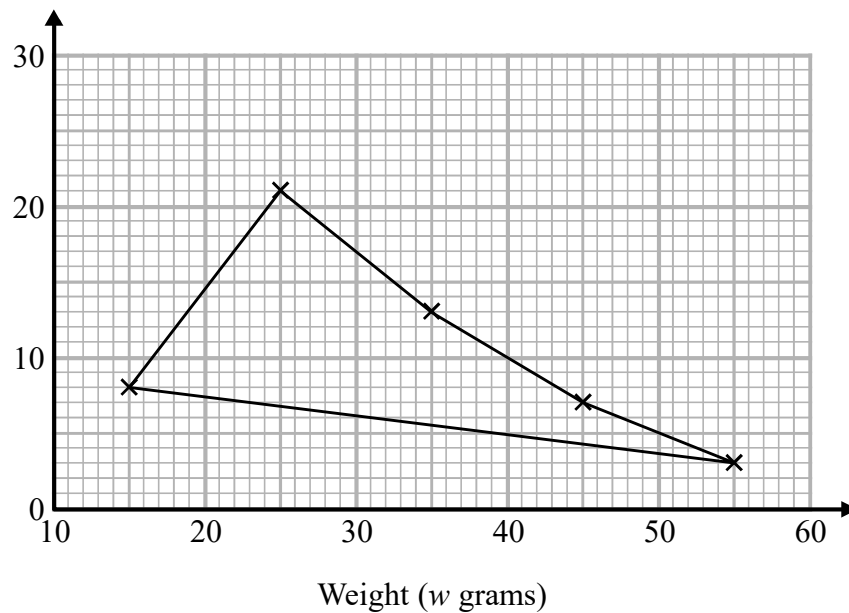


(Total for Question 1 is 2 marks)

2 The table shows some information about the weights of 50 potatoes.

Weight (w grams)	Frequency
$10 < w \leq 20$	6
$20 < w \leq 30$	21
$30 < w \leq 40$	13
$40 < w \leq 50$	7
$50 < w \leq 60$	3

Iveta drew this frequency polygon for the information in the table. The frequency polygon is **not** fully correct.



Write down **two** things that are wrong with the frequency polygon.

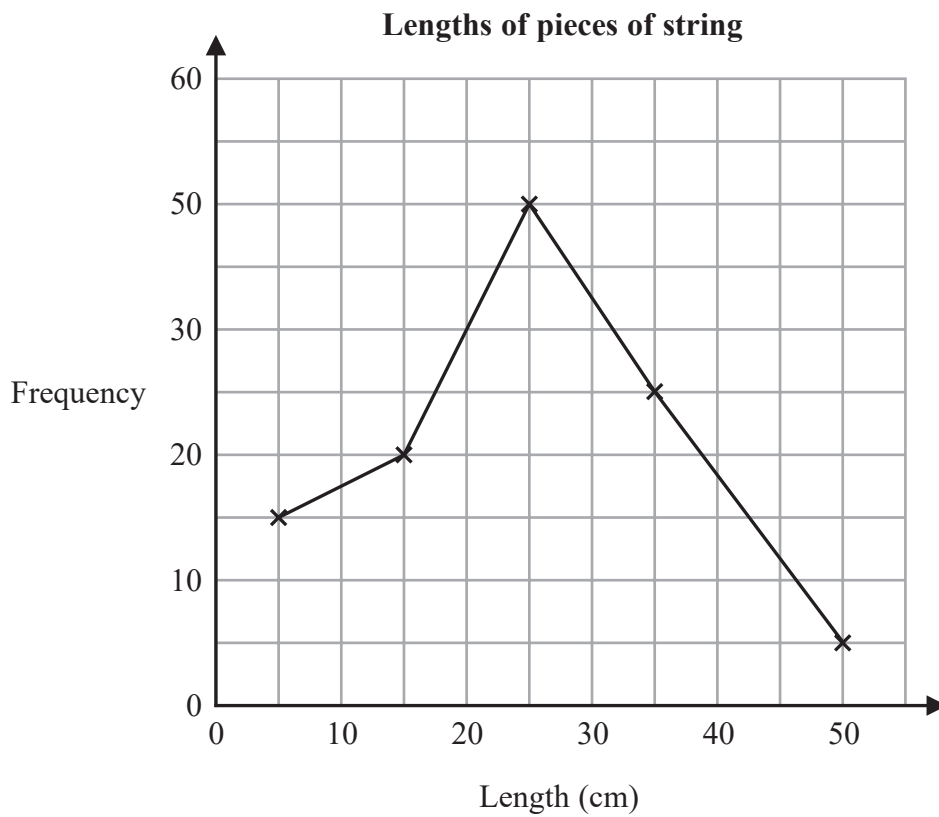
- 1.....
-
- 2.....
-

(Total for Question 2 is 2 marks)

3 The table gives information about the lengths, in cm, of some pieces of string.

Length (t cm)	Frequency
$0 < t \leq 10$	15
$10 < t \leq 20$	20
$20 < t \leq 30$	50
$30 < t \leq 40$	25
$40 < t \leq 50$	5

Amos draws a frequency polygon for the information in the table.



Write down **two** mistakes that Amos has made.

- 1.....
-
- 2.....
-

(Total for Question 3 is 2 marks)