



Oxford Cambridge and RSA

F

# Thursday 6 June 2019 – Morning

## GCSE (9–1) Mathematics

J560/02 Paper 2 (Foundation Tier)

Time allowed: 1 hour 30 minutes



**You may use:**

- geometrical instruments
- tracing paper

**Do not use:**

- a calculator



Please write clearly in black ink. **Do not write in the barcodes.**

Centre number

--	--	--	--	--

Candidate number

--	--	--	--

First name(s)

\_\_\_\_\_

Last name

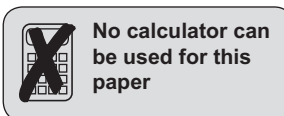
\_\_\_\_\_

### INSTRUCTIONS

- Use black ink. You may use an HB pencil for graphs and diagrams.
- Answer **all** the questions.
- Read each question carefully before you start to write your answer.
- Where appropriate, your answers should be supported with working. Marks may be given for a correct method even if the answer is incorrect.
- Write your answer to each question in the space provided.
- Additional paper may be used if required but you must clearly show your candidate number, centre number and question number(s).

### INFORMATION

- The total mark for this paper is **100**.
- The marks for each question are shown in brackets [ ].
- This document consists of **16** pages.



2

Answer **all** the questions.

1 (a) Work out.

(i)  $£4.25 + £5.18$

(a)(i) £ ..... [1]

(ii)  $-8 + 11$

(ii) ..... [1]

(iii)  $-6 \times -9$

(iii) ..... [1]

(b) Use one of these symbols  $<$ ,  $>$  or  $=$  to make each statement true.

(i)  $4.5$  .....  $4.34$  [1]

(ii)  $\frac{3}{4}$  .....  $0.8$  [1]

(iii)  $\frac{3}{5}$  .....  $0.6$  [1]

2 By rounding each value to one significant figure, estimate the cost of 3.9kg of apples at 87p per kg.

£ ..... [2]

3 (a) Complete each statement.

(i)  $\frac{3}{7} = \frac{\dots\dots}{28}$  [1]

(ii)  $4\frac{1}{2} = \frac{\dots\dots}{2}$  [1]

(b) Work out.

$$\frac{2}{3} - \frac{1}{5}$$

(b) ..... [2]

4 Work out.

(a)  $0.7 \times 0.3$

(a) ..... [1]

(b)  $0.48 \div 6$

(b) ..... [1]

5 (a) Complete the following.

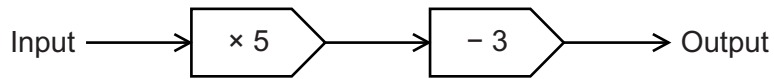
(i)  $5^2 = \dots\dots\dots$  [1]

(ii)  $\sqrt[3]{64} = \dots\dots\dots$  [1]

(b) Work out  $2^3 \times \sqrt{49}$ .

(b) ..... [2]

6 Here is a function machine.



(a) (i) Find the output when the input is 7.

(a)(i) ..... [1]

(ii) Find the input when the output is 42.

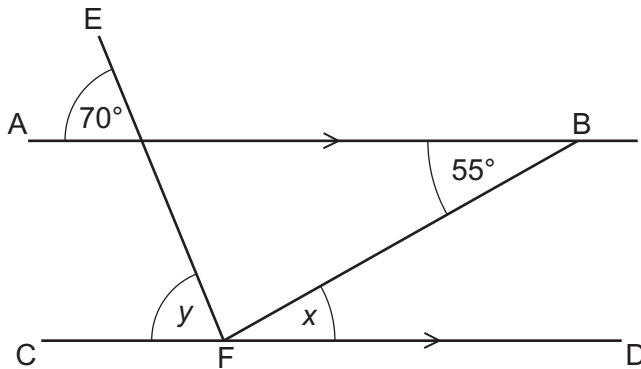
(ii) ..... [2]

(b) The input is  $x$  and the output is  $y$ .

Write an equation for  $y$  in terms of  $x$ .

(b) ..... [2]

7 AB and CD are parallel lines.  
EF and FB are straight lines.



Not to scale

Complete the following statements.

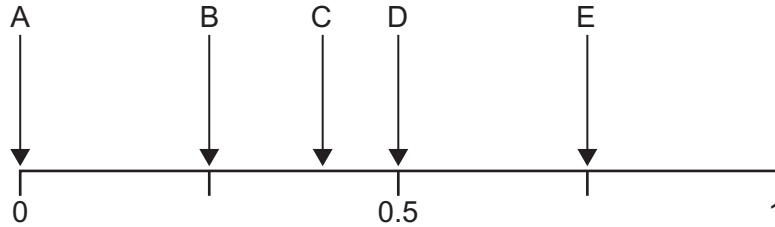
$x = 55^\circ$  because .....

$y = 70^\circ$  because ..... [2]

8 Darren has these 20 crayons in a box:

- 8 blue
- 4 red
- 5 black
- 3 green.

(a) He chooses a crayon at random from the box.



Which arrow shows the probability that this crayon is

(i) blue,

(a)(i) Arrow ..... [1]

(ii) yellow,

(ii) Arrow ..... [1]

(iii) **not** black.

(iii) Arrow ..... [1]

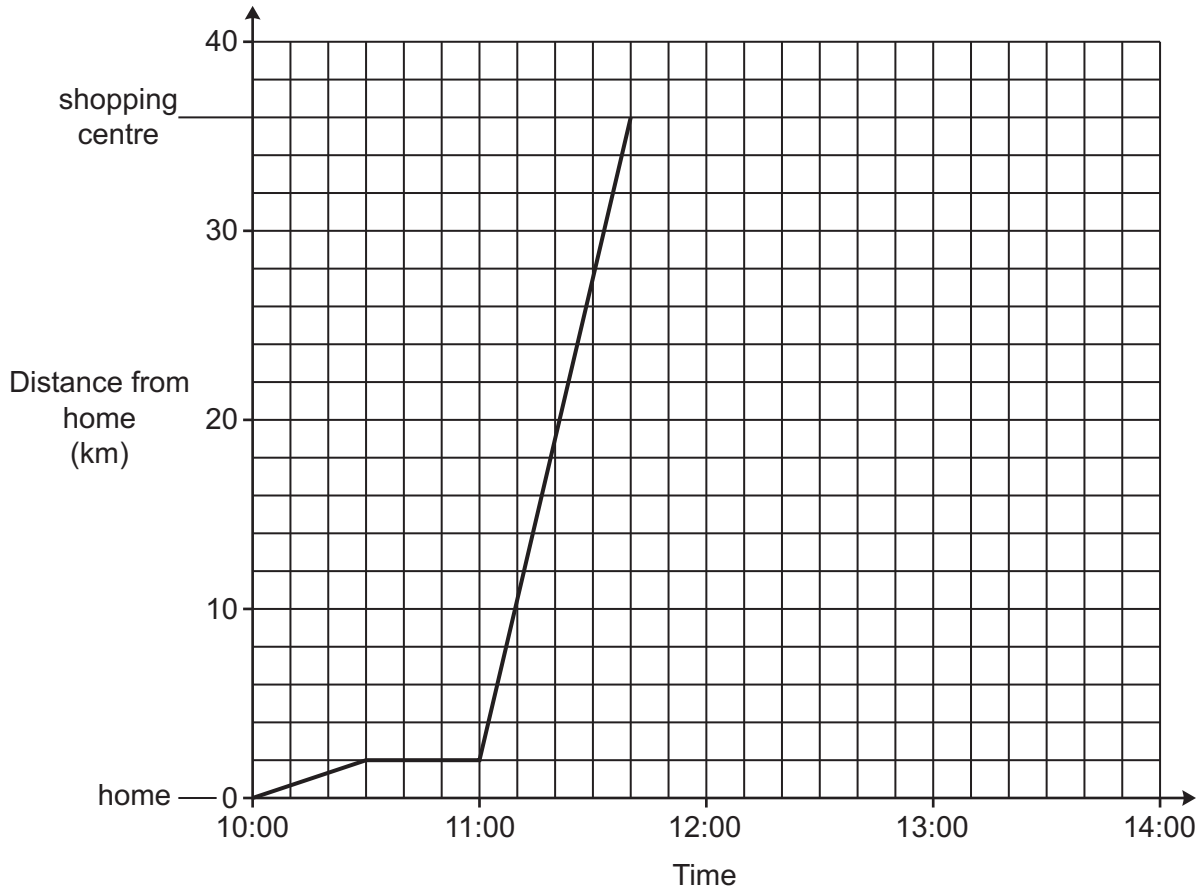
(b) Darren buys 16 more crayons that are either blue or red. He puts these in the box with the 20 crayons he already has.

He now picks a crayon at random from the box. The probability that he picks a **blue** crayon is evens.

How many **red** crayons did he buy?

(b) ..... [3]

9 The graph shows Sarah's journey from her home to a shopping centre.



(a) State an assumption that has been made when the graph was drawn.

.....  
 ..... [1]

(b) What is the distance from Sarah's home to the shopping centre?

(b) ..... km [1]

(c) Between which two times did Sarah stop?  
 Explain how the graph shows this.

From ..... to ..... shown on the graph by .....

.....  
 ..... [2]

- (d) (i) Sarah stays at the shopping centre until 13:00.  
She then travels home without stopping.  
Her journey home takes 40 minutes.

Complete the graph to show this information.

[3]

- (ii) Work out Sarah's average speed for her journey home.  
Give your answer in kilometres per hour.

(d)(ii) ..... km/h [3]

- 10 (a) Simplify fully.

(i)  $3t + 5u - 2t + 3u$

(a)(i) ..... [2]

(ii)  $6a \times 2a^2$

(ii) ..... [2]

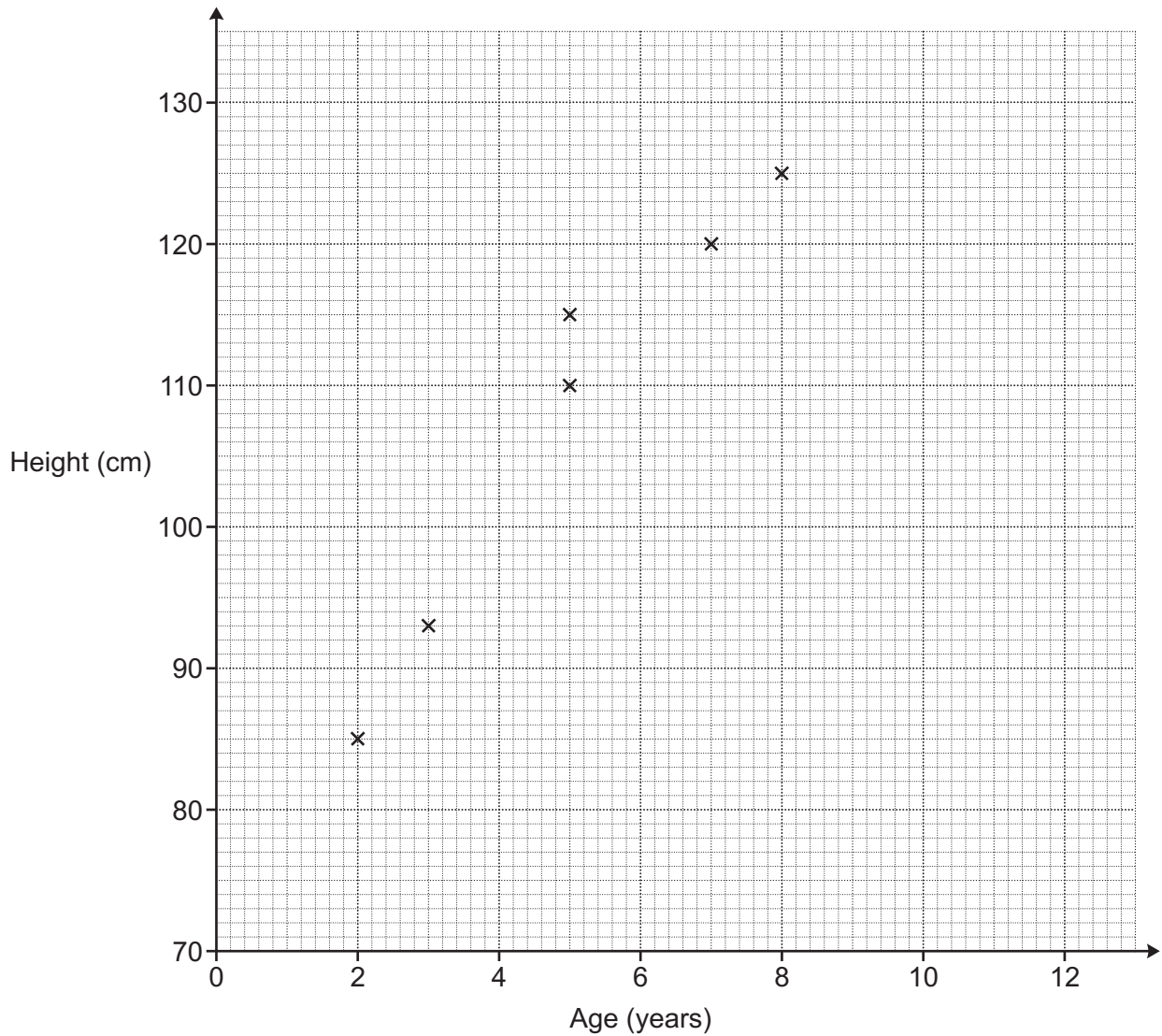
- (b) Make  $x$  the subject of the formula  $y = x^2 - 1$ .

(b) ..... [2]

11 A doctor records the ages, in years, and the heights, in centimetres, of 10 girls.

<b>Age (years)</b>	2	5	3	7	5	8	3	6	9	4
<b>Height (cm)</b>	85	115	93	120	110	125	90	117	127	103

The points for the first six girls are plotted on the scatter diagram.



(a) Plot the points for the remaining four girls. [2]

(b) Describe the type of correlation shown in the scatter diagram.

..... [1]



- (c) The doctor says that by using a line of best fit on the scatter diagram, the height of a 6-year-old girl is around 95 cm.

Does the scatter diagram support the doctor's statement?  
Explain your reasoning.

.....  
..... [2]

- (d) Explain why the scatter diagram and line of best fit should not be used to estimate the height of a 12-year-old girl.

.....  
..... [1]

- 12 Kate is 5 feet 2 inches tall.  
Alice is 1.57 metres tall.  
Alice says that she is taller than Kate.

Use the conversions below to decide if Alice is correct.

12 inches = 1 foot 1 inch = 2.5 centimetres
--

..... [4]

13 Rashid is making cupcakes using these ingredients.

<p style="text-align: center;"><b>Cupcake ingredients</b></p> <p style="text-align: center;"><i>Makes 20 cupcakes</i></p> <p>120 g flour</p> <p>140 g butter</p> <p>4 eggs</p> <p>60 g cocoa powder</p> <p>50 ml of water</p>
---

(a) How many eggs does he need to make 60 cupcakes?

(a) ..... [1]

(b) How much butter is needed to make 5 cupcakes?

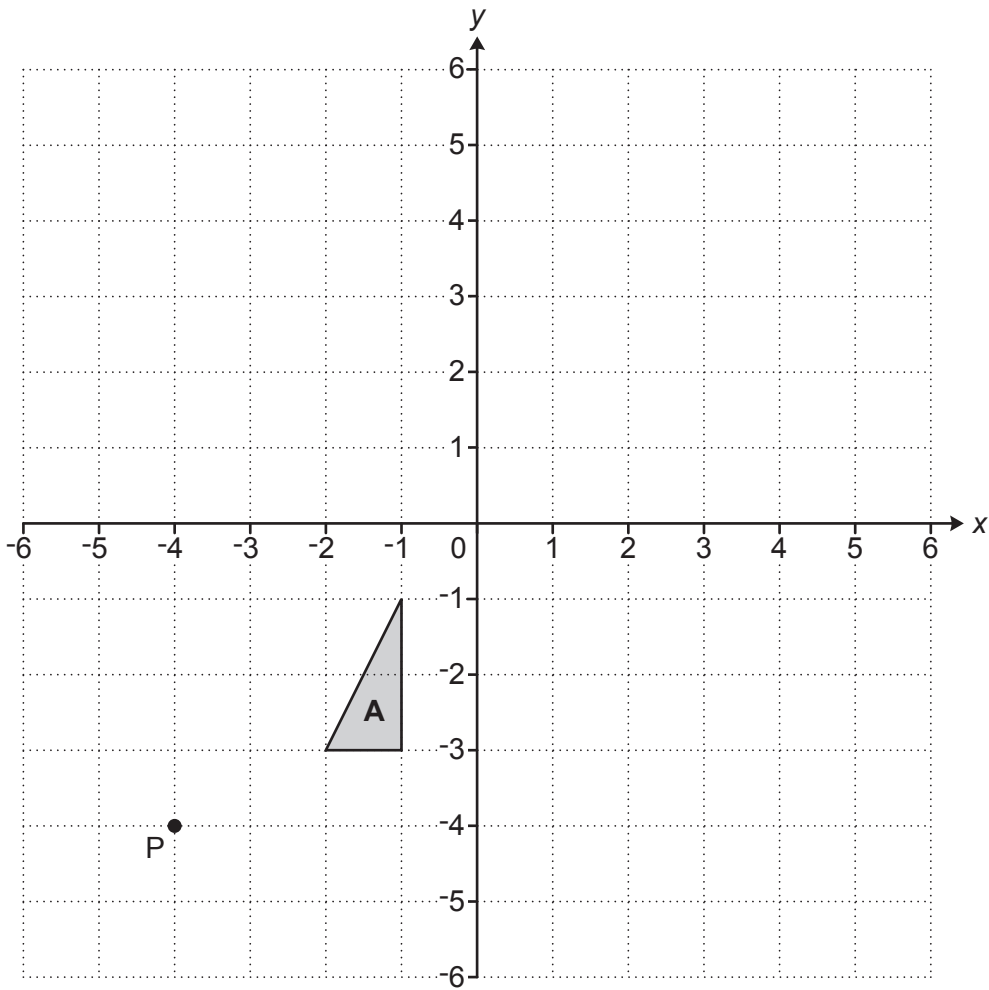
(b) ..... g [2]

(c) Rashid has 210 g of cocoa powder and plenty of the other ingredients.  
He says that he can make at least 75 cupcakes.

Is he correct?  
Explain your reasoning.

..... [3]

14 Triangle **A** is drawn on the grid below.



(a) Enlarge triangle **A** with scale factor 3 from the centre of enlargement **P**.  
Label the image **B**. [3]

(b) Describe fully the **single** transformation that maps triangle **B** onto triangle **A**.  
.....  
..... [3]

15 Ed has a card shop.

(a) He buys a particular card for £1.20 and sells it for £1.68.

Calculate his percentage profit on this card.

(a) ..... % [3]

(b) Ed's profit on "Good Luck" cards in 2018 was £360.  
This was a decrease of 20% on his profit in 2017.

Work out Ed's profit on "Good Luck" cards in 2017.

(b) £ ..... [3]

16 (a) A sunflower grows at a rate of 4 cm each day.

How many days does it take to grow from a height of 80 cm to more than 1.06 m?

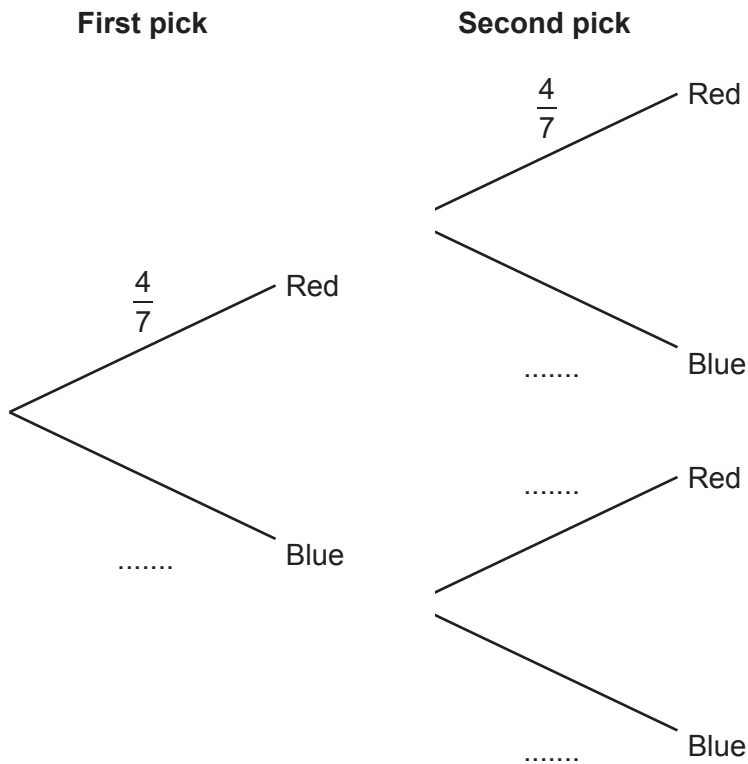
(a) ..... [3]

(b) If the sunflower grows at a faster rate, how would this affect your answer to part (a)?

..... [1]

- 17 A bag contains 4 red counters and 3 blue counters only. Jack picks a counter at random and then replaces it. Jack then picks a second counter at random.

(a) Complete the tree diagram.



[2]

- (b) Work out the probability that Jack picks two red counters.

(b) ..... [2]

18 Adam buys some theatre tickets in a sale.

The normal prices are:

£80 for each adult

£40 for each child.

In the sale, the prices are reduced by 15%.

Adam buys 2 adult tickets and 1 child ticket at the sale price.

A 2% booking fee is then added to the total cost of the tickets.

Calculate the total amount that Adam must pay.



£ ..... [6]

15

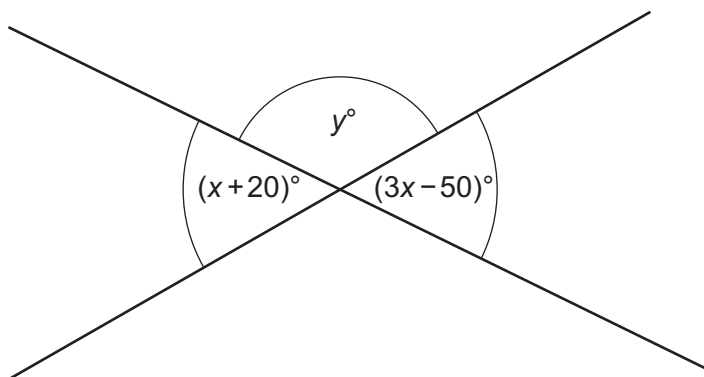
- 19 One day, a group of people had a driving test.  
40 of this group were men and the rest were women.  
 $\frac{3}{5}$  of the men and  $\frac{2}{3}$  of the women passed the driving test.  
The number of men and women that passed the driving test was the same.

Work out the number of women that took the driving test that day.

..... [5]

Turn over for question 20

20 The diagram shows two intersecting straight lines.



Not to scale

Find the value of  $y$ .

$y = \dots\dots\dots$  [6]

**END OF QUESTION PAPER**

---

**OCR**  
Oxford Cambridge and RSA

**Copyright Information**

OCR is committed to seeking permission to reproduce all third-party content that it uses in its assessment materials. OCR has attempted to identify and contact all copyright holders whose work is used in this paper. To avoid the issue of disclosure of answer-related information to candidates, all copyright acknowledgements are reproduced in the OCR Copyright Acknowledgements Booklet. This is produced for each series of examinations and is freely available to download from our public website ([www.ocr.org.uk](http://www.ocr.org.uk)) after the live examination series.

If OCR has unwittingly failed to correctly acknowledge or clear any third-party content in this assessment material, OCR will be happy to correct its mistake at the earliest possible opportunity.

For queries or further information please contact The OCR Copyright Team, The Triangle Building, Shaftesbury Road, Cambridge CB2 8EA.

OCR is part of the Cambridge Assessment Group; Cambridge Assessment is the brand name of University of Cambridge Local Examinations Syndicate (UCLES), which is itself a department of the University of Cambridge.